



How to Use the AP Calc Spreadsheet - Educator (Recitation)

★ For information on what the student sees, [CLICK HERE](#).

<p>TAB: [Student Name] (Found at bottom of the window)</p>	<p>ex) </p>
---	---

<p>Section: Topic - Lecture Slides - Lecture Videos</p> <ul style="list-style-type: none"> ● Notice: what topics has the student explored in lectures? ● Notice: the dates accompanying the lesson slides and videos <ul style="list-style-type: none"> ➤ Use the dates to help you assess and maintain pacing of recitation content with the lecture content 	<table border="1" style="width: 100%; border-collapse: collapse; text-align: center;"> <thead> <tr style="background-color: #2c4e64; color: white;"> <th>Date</th> <th>Topic</th> <th>Lecture Slides</th> <th>Lecture Video</th> </tr> </thead> <tbody> <tr style="background-color: #e6e6e6;"> <td>12/4-12/5</td> <td>Unit 5: Increasing/Decreasing/ Critical points, Relative Min/Max</td> <td>Slides</td> <td>Video</td> </tr> <tr> <td>12/6-12/7</td> <td>Unit 5: Concavity/Points of Inflection</td> <td>Slides</td> <td>Video</td> </tr> <tr style="background-color: #e6e6e6;"> <td>Dec 10</td> <td>Sunday Review</td> <td>Review</td> <td>Video</td> </tr> <tr> <td colspan="4">BER - JANUARY BREAK</td> </tr> </tbody> </table>	Date	Topic	Lecture Slides	Lecture Video	12/4-12/5	Unit 5: Increasing/Decreasing/ Critical points, Relative Min/Max	Slides	Video	12/6-12/7	Unit 5: Concavity/Points of Inflection	Slides	Video	Dec 10	Sunday Review	Review	Video	BER - JANUARY BREAK			
Date	Topic	Lecture Slides	Lecture Video																		
12/4-12/5	Unit 5: Increasing/Decreasing/ Critical points, Relative Min/Max	Slides	Video																		
12/6-12/7	Unit 5: Concavity/Points of Inflection	Slides	Video																		
Dec 10	Sunday Review	Review	Video																		
BER - JANUARY BREAK																					

<p>Section: Practice</p> <p>During recitation, Complete all* of the following</p> <ul style="list-style-type: none"> ● Engage with: Practice Sets problems ● Type: <u>The Date</u> the next to the Practice Set you and the student worked on ● Type: <u>the question numbers</u> completed during the recitation ● Type: an Evaluation score: 1 (lowest), 2, 3 (highest) <p><i>* The accuracy of details and timing is VERY important because all other educators working with the student use this data to inform future practices.</i></p>	<table border="1" style="width: 100%; border-collapse: collapse; text-align: center;"> <thead> <tr style="background-color: #2c4e64; color: white;"> <th>Practice</th> <th>Answer Key</th> <th>Date</th> <th>Questions Completed</th> <th>Eval 1</th> </tr> </thead> <tbody> <tr style="background-color: #e6e6e6;"> <td>10/23/23 Practice 8</td> <td>P8 KEY</td> <td>Nov 22</td> <td>11/22 through pg7; 11/29 pg8-end</td> <td>3</td> </tr> <tr> <td>10/30/23 Practice 10</td> <td>P10 KEY</td> <td>Nov 29</td> <td>all</td> <td>3</td> </tr> <tr style="background-color: #e6e6e6;"> <td>11/6/23 Practice 11</td> <td>P11 KEY</td> <td>Dec 5</td> <td>all</td> <td>3</td> </tr> <tr> <td>11/13/23 Practice 12</td> <td>P12 KEY</td> <td></td> <td></td> <td></td> </tr> <tr style="background-color: #e6e6e6;"> <td>11/20/23 Practice 13</td> <td>P13 KEY</td> <td></td> <td></td> <td></td> </tr> </tbody> </table>	Practice	Answer Key	Date	Questions Completed	Eval 1	10/23/23 Practice 8	P8 KEY	Nov 22	11/22 through pg7; 11/29 pg8-end	3	10/30/23 Practice 10	P10 KEY	Nov 29	all	3	11/6/23 Practice 11	P11 KEY	Dec 5	all	3	11/13/23 Practice 12	P12 KEY				11/20/23 Practice 13	P13 KEY			
Practice	Answer Key	Date	Questions Completed	Eval 1																											
10/23/23 Practice 8	P8 KEY	Nov 22	11/22 through pg7; 11/29 pg8-end	3																											
10/30/23 Practice 10	P10 KEY	Nov 29	all	3																											
11/6/23 Practice 11	P11 KEY	Dec 5	all	3																											
11/13/23 Practice 12	P12 KEY																														
11/20/23 Practice 13	P13 KEY																														

Section: Homework	<table border="1"> <thead> <tr> <th>Homework</th> <th>Answer Key</th> <th>Due Date</th> <th>Completed</th> <th>HW Score</th> <th>Incorrect Q's</th> </tr> </thead> <tbody> <tr> <td>HW 2</td> <td>HW 2 KEY</td> <td>Sep 10</td> <td>Oct 26</td> <td>12 / 12</td> <td></td> </tr> <tr> <td>HW 3</td> <td>HW 3 KEY</td> <td>Sep 17</td> <td>Oct 26</td> <td>10 / 10</td> <td></td> </tr> <tr> <td>HW 4</td> <td>HW 4 KEY</td> <td>Oct 1</td> <td>Oct 26</td> <td>11 / 12</td> <td>10</td> </tr> <tr> <td>HW 5</td> <td>HW 5 KEY</td> <td>Oct 15</td> <td>Oct 29</td> <td>13 / 18</td> <td>2, 4, 6, 7, 11</td> </tr> <tr> <td>HW 6</td> <td>HW 6 KEY</td> <td>Oct 22</td> <td>Nov 1</td> <td>9 / 14</td> <td>2, 4, 5, 9, 13</td> </tr> <tr> <td>HW 7</td> <td>HW 7 KEY</td> <td>Oct 29</td> <td>Nov 21</td> <td>10 / 12</td> <td>11, 12</td> </tr> <tr> <td>HW 8</td> <td>HW 8 KEY</td> <td>Nov 19</td> <td></td> <td></td> <td></td> </tr> <tr> <td>HW 9</td> <td>HW 9 KEY</td> <td>Nov 26</td> <td></td> <td></td> <td></td> </tr> <tr> <td>HW 10</td> <td>HW 10 KEY</td> <td>Dec 10</td> <td></td> <td></td> <td></td> </tr> </tbody> </table>	Homework	Answer Key	Due Date	Completed	HW Score	Incorrect Q's	HW 2	HW 2 KEY	Sep 10	Oct 26	12 / 12		HW 3	HW 3 KEY	Sep 17	Oct 26	10 / 10		HW 4	HW 4 KEY	Oct 1	Oct 26	11 / 12	10	HW 5	HW 5 KEY	Oct 15	Oct 29	13 / 18	2, 4, 6, 7, 11	HW 6	HW 6 KEY	Oct 22	Nov 1	9 / 14	2, 4, 5, 9, 13	HW 7	HW 7 KEY	Oct 29	Nov 21	10 / 12	11, 12	HW 8	HW 8 KEY	Nov 19				HW 9	HW 9 KEY	Nov 26				HW 10	HW 10 KEY	Dec 10			
Homework	Answer Key	Due Date	Completed	HW Score	Incorrect Q's																																																								
HW 2	HW 2 KEY	Sep 10	Oct 26	12 / 12																																																									
HW 3	HW 3 KEY	Sep 17	Oct 26	10 / 10																																																									
HW 4	HW 4 KEY	Oct 1	Oct 26	11 / 12	10																																																								
HW 5	HW 5 KEY	Oct 15	Oct 29	13 / 18	2, 4, 6, 7, 11																																																								
HW 6	HW 6 KEY	Oct 22	Nov 1	9 / 14	2, 4, 5, 9, 13																																																								
HW 7	HW 7 KEY	Oct 29	Nov 21	10 / 12	11, 12																																																								
HW 8	HW 8 KEY	Nov 19																																																											
HW 9	HW 9 KEY	Nov 26																																																											
HW 10	HW 10 KEY	Dec 10																																																											
<p>Prior to Recitation Lesson</p> <ul style="list-style-type: none"> ★ Lecture teacher assigns Homework ★ Students are supposed to complete <u>and submit responses</u> to HW independently outside of recitation 	<p>★</p> <div style="border: 1px solid #ccc; padding: 5px;"> <p>Student Name: Miriam Shalom</p> <p>Section: Section 1</p> <p>Homework: Submit Responses</p> </div>																																																												
<ul style="list-style-type: none"> ● Notice: What was the student assigned for homework? ● Review: “Incorrect Q’s” (responses) with the student 	<table border="1"> <thead> <tr> <th>Homework</th> <th>Answer Key</th> <th>Due Date</th> <th>Completed</th> <th>HW Score</th> <th>Incorrect Q's</th> </tr> </thead> <tbody> <tr> <td>HW 2</td> <td>HW 2 KEY</td> <td>Sep 10</td> <td>Oct 26</td> <td>12 / 12</td> <td></td> </tr> <tr> <td>HW 3</td> <td>HW 3 KEY</td> <td>Sep 17</td> <td>Oct 26</td> <td>10 / 10</td> <td></td> </tr> <tr> <td>HW 4</td> <td>HW 4 KEY</td> <td>Oct 1</td> <td>Oct 26</td> <td>11 / 12</td> <td>10</td> </tr> <tr> <td>HW 5</td> <td>HW 5 KEY</td> <td>Oct 15</td> <td>Oct 29</td> <td>13 / 18</td> <td>2, 4, 6, 7, 11</td> </tr> <tr> <td>HW 6</td> <td>HW 6 KEY</td> <td>Oct 22</td> <td>Nov 1</td> <td>9 / 14</td> <td>2, 4, 5, 9, 13</td> </tr> <tr> <td>HW 7</td> <td>HW 7 KEY</td> <td>Oct 29</td> <td>Nov 21</td> <td>10 / 12</td> <td>11, 12</td> </tr> <tr> <td>HW 8</td> <td>HW 8 KEY</td> <td>Nov 19</td> <td></td> <td></td> <td></td> </tr> <tr> <td>HW 9</td> <td>HW 9 KEY</td> <td>Nov 26</td> <td></td> <td></td> <td></td> </tr> <tr> <td>HW 10</td> <td>HW 10 KEY</td> <td>Dec 10</td> <td></td> <td></td> <td></td> </tr> </tbody> </table>	Homework	Answer Key	Due Date	Completed	HW Score	Incorrect Q's	HW 2	HW 2 KEY	Sep 10	Oct 26	12 / 12		HW 3	HW 3 KEY	Sep 17	Oct 26	10 / 10		HW 4	HW 4 KEY	Oct 1	Oct 26	11 / 12	10	HW 5	HW 5 KEY	Oct 15	Oct 29	13 / 18	2, 4, 6, 7, 11	HW 6	HW 6 KEY	Oct 22	Nov 1	9 / 14	2, 4, 5, 9, 13	HW 7	HW 7 KEY	Oct 29	Nov 21	10 / 12	11, 12	HW 8	HW 8 KEY	Nov 19				HW 9	HW 9 KEY	Nov 26				HW 10	HW 10 KEY	Dec 10			
Homework	Answer Key	Due Date	Completed	HW Score	Incorrect Q's																																																								
HW 2	HW 2 KEY	Sep 10	Oct 26	12 / 12																																																									
HW 3	HW 3 KEY	Sep 17	Oct 26	10 / 10																																																									
HW 4	HW 4 KEY	Oct 1	Oct 26	11 / 12	10																																																								
HW 5	HW 5 KEY	Oct 15	Oct 29	13 / 18	2, 4, 6, 7, 11																																																								
HW 6	HW 6 KEY	Oct 22	Nov 1	9 / 14	2, 4, 5, 9, 13																																																								
HW 7	HW 7 KEY	Oct 29	Nov 21	10 / 12	11, 12																																																								
HW 8	HW 8 KEY	Nov 19																																																											
HW 9	HW 9 KEY	Nov 26																																																											
HW 10	HW 10 KEY	Dec 10																																																											
<ul style="list-style-type: none"> ● Click the “+” sign above  the “Incorrect Q’s” column to expand/collapse details of student’s answers 	<div style="border: 1px solid #ccc; padding: 5px;"> <table border="1"> <thead> <tr> <th>Incorrect Q's</th> <th>1</th> <th>2</th> <th>3</th> <th>4</th> </tr> </thead> <tbody> <tr> <td></td> <td>C</td> <td>C</td> <td>D</td> <td>D</td> </tr> <tr> <td></td> <td>D</td> <td>E</td> <td>C</td> <td>B</td> </tr> <tr> <td>10</td> <td>C</td> <td>A</td> <td>A</td> <td>D</td> </tr> <tr> <td>2, 4, 6, 7, 11</td> <td>E</td> <td>A</td> <td>B</td> <td>A</td> </tr> <tr> <td>2, 4, 5, 9, 13</td> <td>C</td> <td>C</td> <td>D</td> <td>D</td> </tr> <tr> <td>11, 12</td> <td>C</td> <td>A</td> <td>B</td> <td>D</td> </tr> </tbody> </table> </div>	Incorrect Q's	1	2	3	4		C	C	D	D		D	E	C	B	10	C	A	A	D	2, 4, 6, 7, 11	E	A	B	A	2, 4, 5, 9, 13	C	C	D	D	11, 12	C	A	B	D																									
Incorrect Q's	1	2	3	4																																																									
	C	C	D	D																																																									
	D	E	C	B																																																									
10	C	A	A	D																																																									
2, 4, 6, 7, 11	E	A	B	A																																																									
2, 4, 5, 9, 13	C	C	D	D																																																									
11, 12	C	A	B	D																																																									

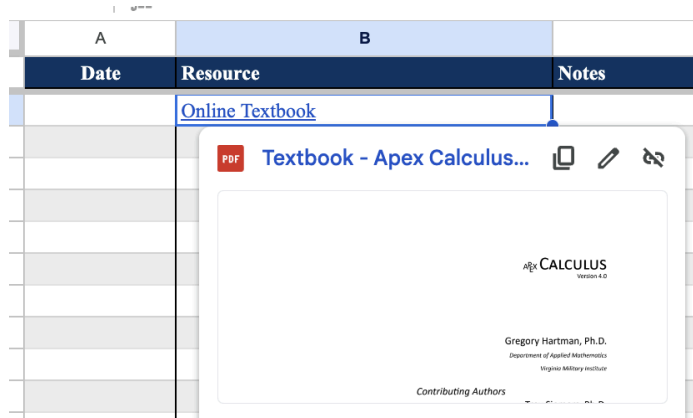
TAB: Resources

Found at the bottom of the window.
Scroll all the way to the right.

Resources ▾

Available to Students and Teachers

- **Link** Resources you want the students to see
 - This can be the textbook, or other useful online resources
- **Note:** what is linked here gets populated for the students as well, so be mindful of your choices!



The screenshot shows a spreadsheet with columns A, B, and Notes. The 'Resource' column (B) contains a link labeled 'Online Textbook'. A preview window is open over this link, showing a PDF titled 'Textbook - Apex Calculus...'. The preview content includes the title 'AP CALCULUS Version 4.0' and the author 'Gregory Hartman, Ph.D., Department of Applied Mathematics, Virginia Military Institute'. Below the author name, it says 'Contributing Authors'.

A	B	Notes
	Online Textbook	